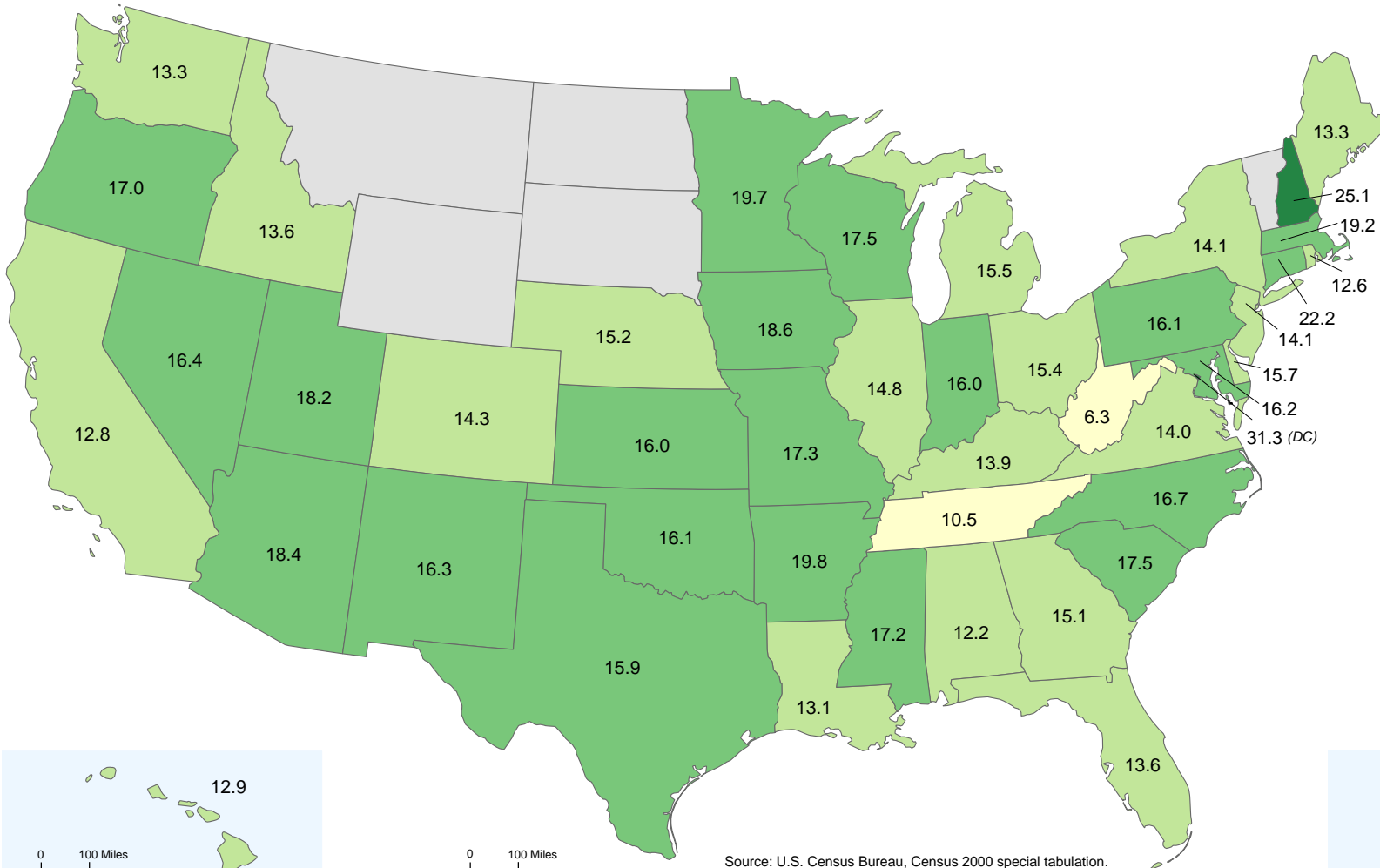


# Noncitizens Who Entered the United States by State and Puerto Rico: 1995 - 2000

## Foreign-Born Population Born in the Philippines

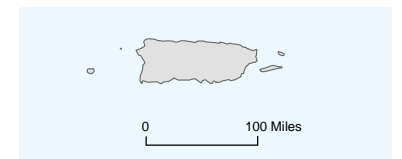
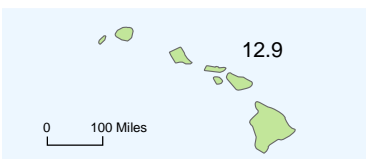
(Data based on sample. For information on confidentiality protection, sampling error, nonsampling error, and definitions, see [www.census.gov/prod/cen2000/doc/sf3.pdf](http://www.census.gov/prod/cen2000/doc/sf3.pdf).)



Foreign-born population born in the Philippines who were noncitizens and who entered the United States from 1995 to 2000 as a percent of the state's total foreign-born population born in the Philippines

- 22.3 or more
- 15.8 - 22.2
- 10.6 - 15.7
- Less than 10.6
- Fewer than 1,000 foreign-born persons born in the Philippines in state

U.S. percent: 13.8



Source: U.S. Census Bureau, Census 2000 special tabulation.