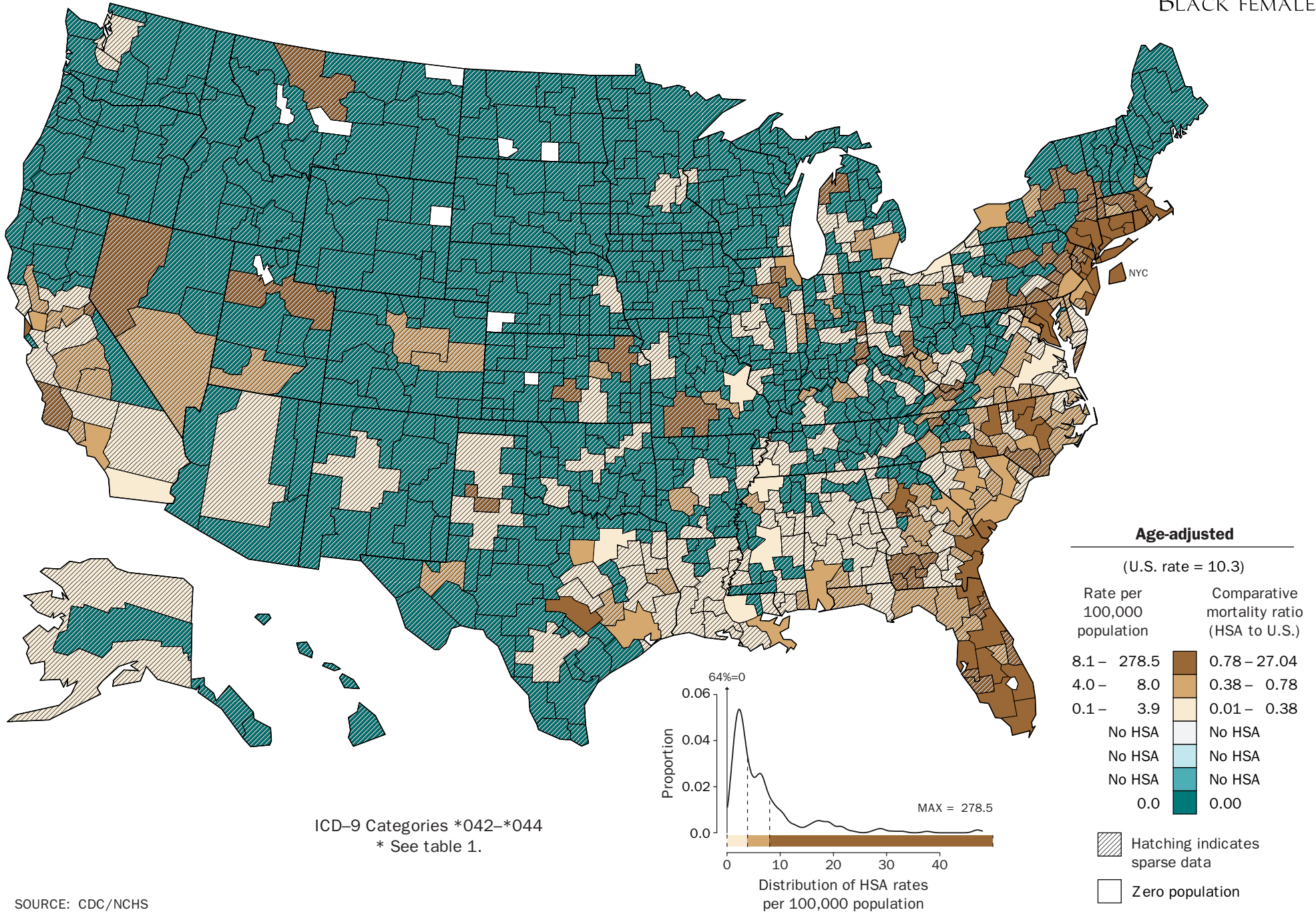


AGE-ADJUSTED DEATH RATES BY HSA, 1988-92



HIV
BLACK FEMALE



Age-adjusted

(U.S. rate = 10.3)

Rate per 100,000 population	Comparative mortality ratio (HSA to U.S.)
8.1 – 278.5	0.78 – 27.04
4.0 – 8.0	0.38 – 0.78
0.1 – 3.9	0.01 – 0.38
No HSA	No HSA
No HSA	No HSA
No HSA	No HSA
0.0	0.00

-  Hatching indicates sparse data
-  Zero population